

Cancer Research in the 21st Century: Recent Advances and Future Perspectives

Vrushali P. Patole*, Nirmala V. Shinde, Siddhi M. Chandak, Ashwini T. Satalkar

Department of Pharmaceutical Chemistry, SMBT College of Pharmacy Dhamangaon, Nashik, M.S. India-422403, Affiliated to Savitribai Phule Pune University, India

***Correspondence Author:**

Vrushali P. Patole
Department of Pharmaceutical Chemistry, SMBT College of Pharmacy Dhamangaon, Nashik, M.S. India-422403, Affiliated to Savitribai Phule Pune University, India
E-mail Id : vrushalipundlikpatole@gmail.com
ORCID Id : 0009-0005-5418-2684

Applied Physiology, 2025: e20250018

Abstract

Introduction: Cancer remains a major global health concern, accounting for nearly 10 million deaths annually. Despite its complexity and heterogeneity, significant advancements in cancer research over the past two decades have transformed the landscape of cancer diagnosis, treatment, and prevention. Notably, the integration of personalized medicine and technological innovations has led to more precise, effective, and individualized care strategies.

Materials: This review utilized peer-reviewed articles, clinical trial data, and recent meta-analyses published between 2015 and 2025. Major databases including PubMed, Scopus, and Web of Science were searched using keywords such as "cancer therapy," "personalized medicine," "cancer diagnostics," "immunotherapy," and "cancer prevention."

Methods: A systematic review approach was applied, focusing on studies that reported significant advancements in cancer treatment modalities (e.g., targeted therapy, immunotherapy), diagnostic technologies (e.g., liquid biopsy, AI-based imaging), and preventive strategies (e.g., vaccination, genetic screening). Articles were selected based on relevance, impact, and recency, with a preference for clinical studies and high-impact reviews.

Results: Emerging therapies such as immune checkpoint inhibitors, CAR-T cell therapy, and molecularly targeted agents have shown improved survival and response rates in several cancer types. Diagnostic innovations, including next-generation sequencing and non-invasive liquid biopsies, have enhanced early detection and monitoring of treatment response. Preventive measures, such as HPV and HBV vaccination and genetic risk profiling, have reduced the incidence of several preventable cancers. Personalized medicine approaches have enabled treatment decisions based on individual genetic and molecular profiles, leading to improved therapeutic outcomes and reduced adverse effects.

Discussion: The integration of genomics, artificial intelligence, and immunotherapy into oncology practice marks a shift toward precision medicine. While these advances have significantly improved patient care, challenges such as treatment resistance, access disparities, and the high cost of novel therapies remain. Continued interdisciplinary research, equitable healthcare policies, and investment in emerging technologies are essential to fully realize the benefits of modern cancer care.

Keywords

Cancer therapy; Personalized medicine; Targeted therapy; Cancer diagnostics Vaccination; Artificial intelligence

DOI: 10.62958/j.cjap.2025.018
cjap.ytbmed.net

© 2025. The Author(s).

This is an open access article published by Thieme under the terms of the Creative Commons Attribution License, permitting unrestricted use, distribution, and reproduction so long as the original work is properly cited. (<https://creativecommons.org/licenses/by/4.0/>)

Published by Asian BioMed Innovation Press

1. Background

Cancer continues to be one of the most significant global health challenges, representing a major cause of morbidity and mortality[1]. According to the World Health Organization, cancer is responsible for nearly 10 million deaths annually[2], making it the second leading cause of death worldwide. The complexity of cancer arises from its highly heterogeneous nature, both between and within tumor types, as well as its ability to evade immune detection and develop resistance to therapies over time.

In recent decades, however, there has been remarkable progress in our understanding of the molecular and cellular mechanisms that drive cancer initiation, progression, and metastasis[3]. These insights have paved the way for a paradigm shift in how cancer is diagnosed, treated, and prevented. Traditional approaches—such as chemotherapy, radiation, and surgery—have been the mainstay of treatment for decades, but their non-specificity and associated toxicities have highlighted the need for more targeted and patient-specific strategies[3].

One of the most transformative developments in oncology has been the advent of personalized (or precision) medicine, which tailors treatment based on an individual's genetic, molecular, and environmental profile. This approach is exemplified by targeted therapies and immunotherapies, such as checkpoint inhibitors and CAR-T cell therapy[4], which have shown unprecedented success in treating certain types of cancers that were previously deemed difficult to manage.

In parallel, technological innovations have revolutionized cancer diagnostics and monitoring. The integration of next-generation sequencing (NGS), liquid biopsies, artificial intelligence (AI)[5], and advanced imaging techniques[6] has significantly enhanced early detection, prognostic assessment, and real-time treatment monitoring. These tools not only enable more accurate and earlier diagnosis but also facilitate the identification of actionable mutations and resistance mechanisms, thereby informing clinical decision-making.

Moreover, progress in cancer prevention strategies, including the use of prophylactic vaccines (e.g., HPV and HBV), lifestyle interventions, and genetic screening, has further contributed to reducing cancer incidence and improving population-level outcomes. The integration of multi-omics data, along with patient-centered care models, continues to shift cancer care from a reactive to a proactive and preventive

approach.

This review aims to summarize and critically analyze the key advancements in cancer therapy, diagnostics, and prevention, with a special focus on emerging personalized approaches and technological breakthroughs. By exploring the current landscape and future directions, we hope to provide a comprehensive understanding of how modern oncology is being reshaped by innovation, and how these developments are translating into improved outcomes for patients.

2. Personalized mRNA Cancer Vaccines

Personalized mRNA vaccines have emerged as a promising therapeutic strategy, leveraging the body's immune system to target specific tumor antigens. These vaccines are tailored to individual patients based on the unique genetic makeup of their tumors. Clinical trials have demonstrated their potential in treating cancers such as melanoma, pancreatic, and head and neck cancers[7].

3. CAR T-Cell Therapy and Delivery Innovations

Chimeric Antigen Receptor T-cell (CAR T-cell) therapy has revolutionized the treatment of hematologic malignancies[9]. Recent research focuses on enhancing CAR T-cell efficacy against solid tumors by developing localized delivery mechanisms, such as hydrogel and polymeric gel-based systems. These innovations aim to overcome challenges like tumor heterogeneity and immune evasion[10].



Figure 1: In vitro tumor modeling (solid spherical microparticles)[8]

4. Artificial Intelligence in Cancer Diagnostics

Artificial Intelligence (AI) has become integral in

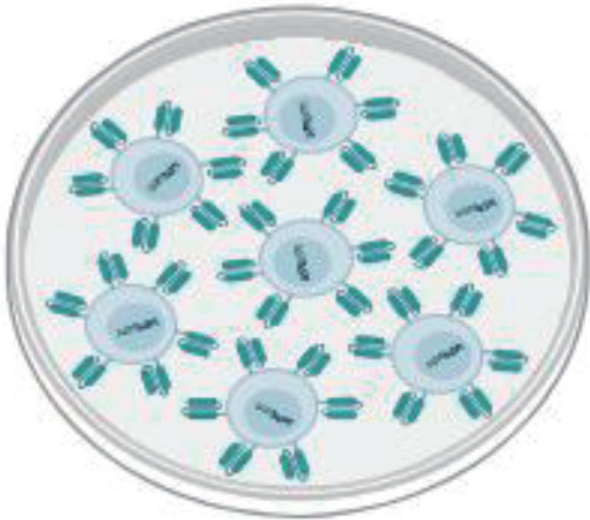


Figure 2: Petri Plate CAR T- Therapy [11]

oncology, particularly in imaging and risk prediction. Explainable AI (XAI) techniques, such as SHapley Additive exPlanations (SHAP), have been employed to enhance the interpretability of AI models in breast cancer detection and prognosis[12]. These advancements aim to improve clinical decision-making and patient outcomes[13].

5. Nanotechnology in Drug Delivery

Nanotechnology has paved the way for smart drug-delivery systems that improve the specificity and efficacy of cancer treatments[15]. Recent developments focus on the use of nanoparticles with protein corona to avoid immune system clearance, enhancing the delivery of chemotherapeutic agents directly to tumor sites[16].

6. Advances in Radiomics for Thyroid Cancer

Radiomics, the extraction of large amounts of

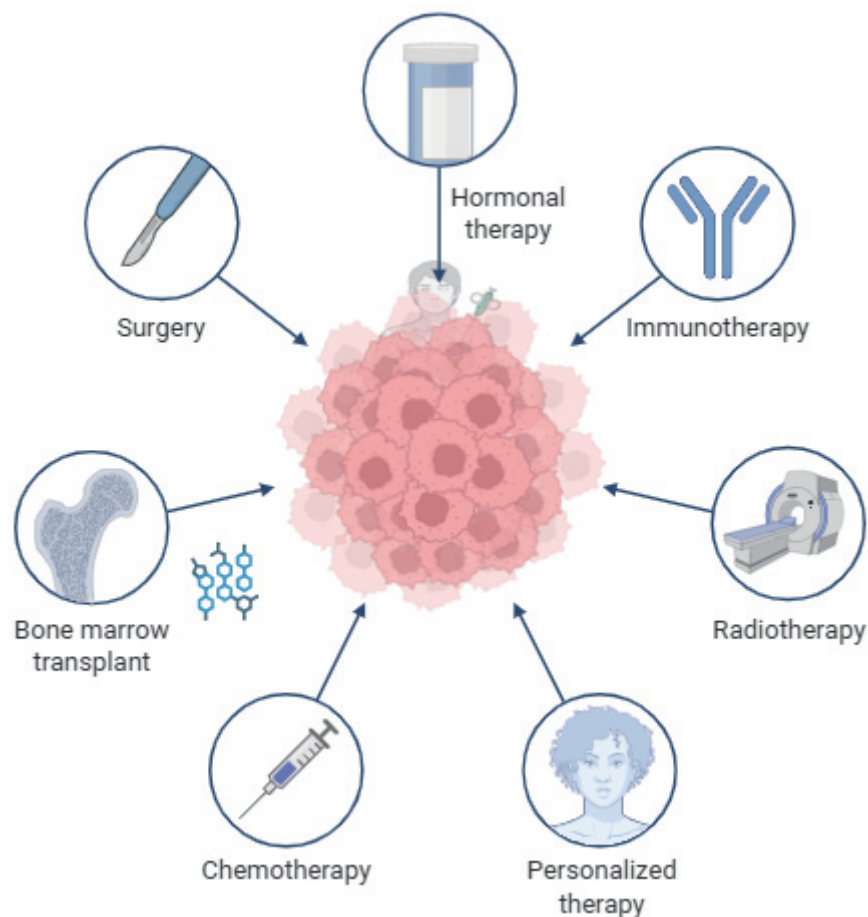


Figure 3: Artificial Intelligence in Cancer Diagnostics[14]

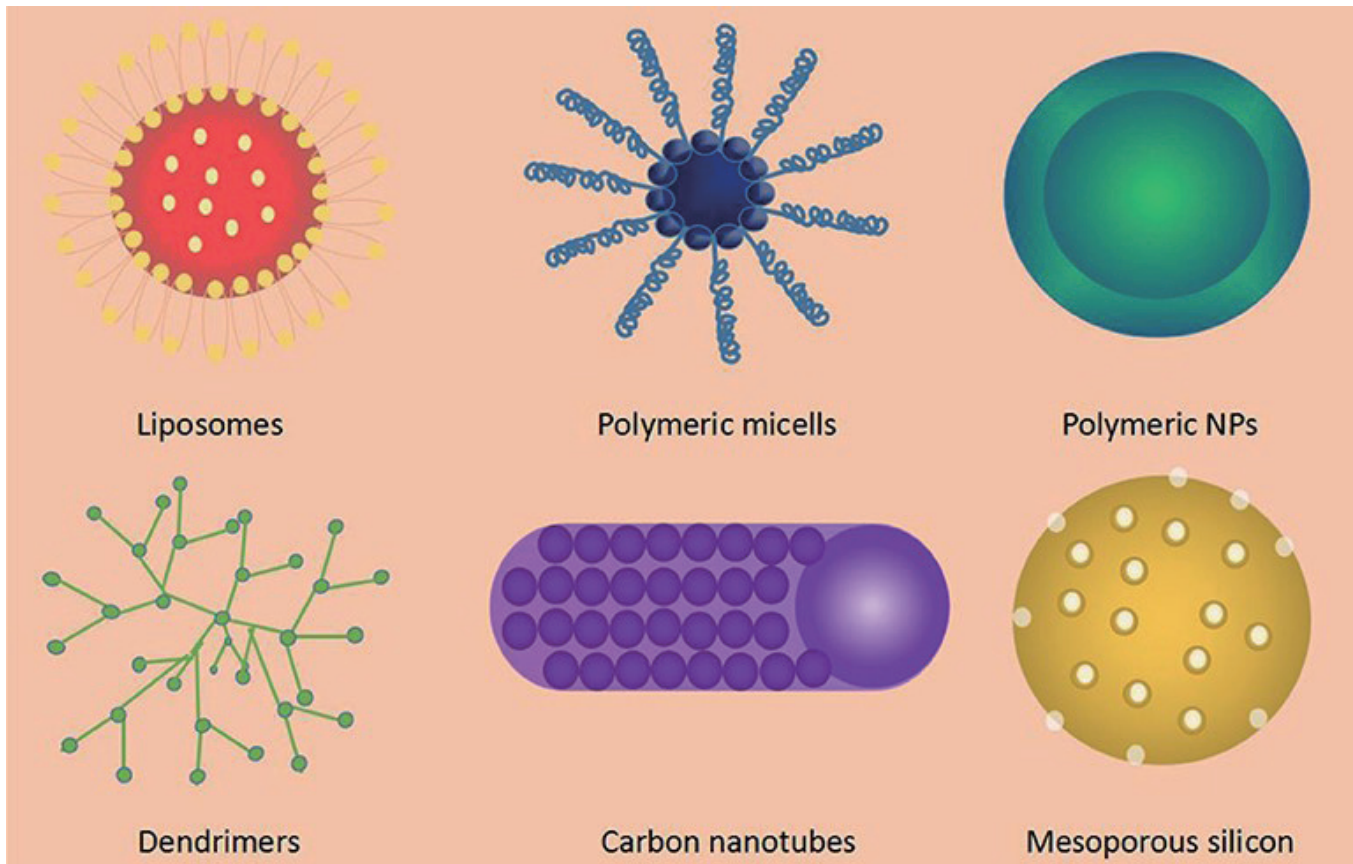


Figure 4: Nanotechnology in drug delivery

quantitative features from medical images, has shown promise in the diagnosis of thyroid cancer[17]. Integrating AI with radiomic analysis of ultrasound images has improved diagnostic accuracy, though challenges such as dataset variability and model interpretability remain[18]. Radiomics has advanced the diagnostic and prognostic assessment of thyroid cancer by extracting high-dimensional quantitative features from imaging modalities such as ultrasound, CT, and PET/CT[19]. These features are integrated with machine learning models to predict malignancy, lymph node metastasis, and molecular subtypes with high accuracy. Recent studies have demonstrated the efficacy of radiomics-based nomograms, achieving AUCs >0.90 for preoperative risk stratification when combined with clinical and genomic data[20.] Despite its promise, challenges remain in standardization, multicenter validation, and clinical translation.

7. Cancer Prevention and Lifestyle Modifications

Preventive strategies play a crucial role in reducing cancer incidence[22]. Evidence-based

recommendations include adopting a diet rich in fruits, vegetables, whole grains, and plant-based oils, while minimizing red and processed meats. Regular physical activity, maintaining a healthy weight, avoiding tobacco, and limiting alcohol consumption are also essential preventive measures[23].

8. Impact of COVID-19 on Cancer Diagnosis

The COVID-19 pandemic significantly disrupted healthcare services, leading to a substantial number of missed cancer diagnoses. A WHO study estimated that around one million cancer cases were missed globally during lockdowns, underscoring the need for resilient healthsystems and timely screenings[24].

9. Conclusion

Recent advancements in cancer research have significantly transformed the landscape of oncology, paving the way for the widespread implementation of personalized and precision medicine. Through the integration of genomic profiling, immunotherapy,

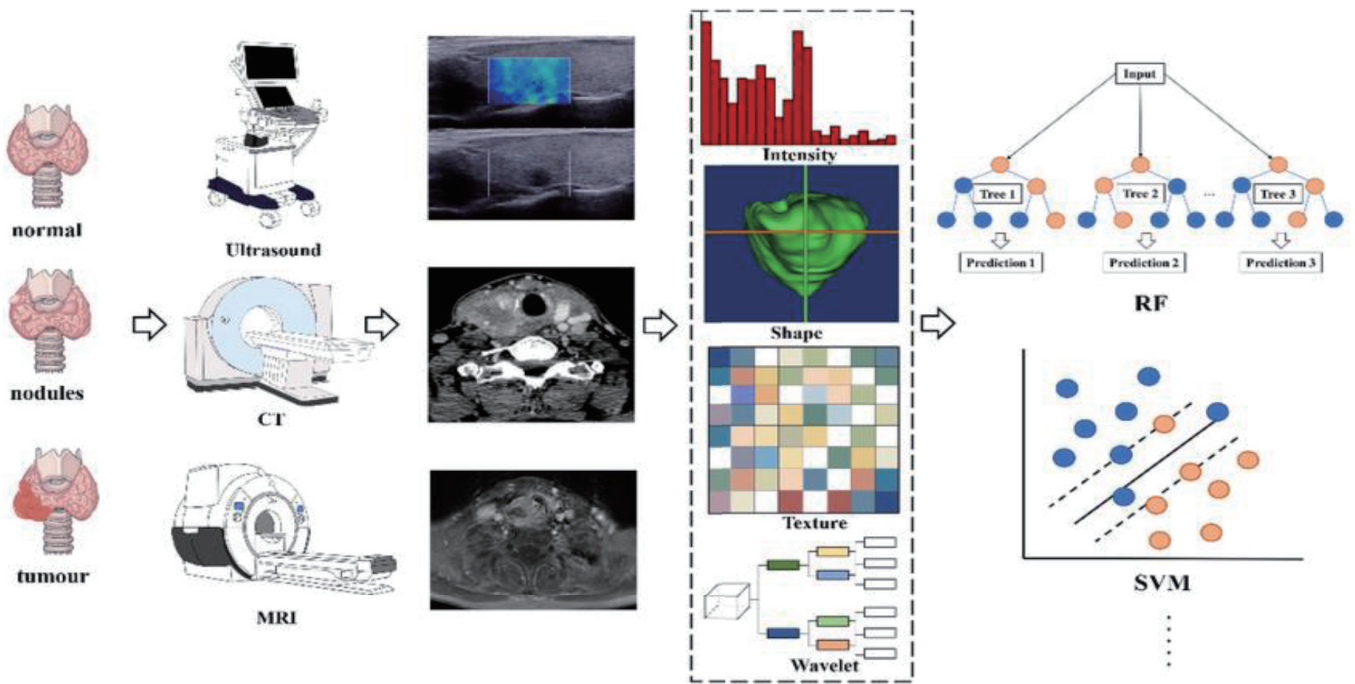


Figure 5: Presents the radiomics workflow in thyroid cancer, detailing steps from image acquisition and ROI segmentation to feature extraction, model development, and validation, highlighting its role in predicting malignancy and lymph node metastasis[21]

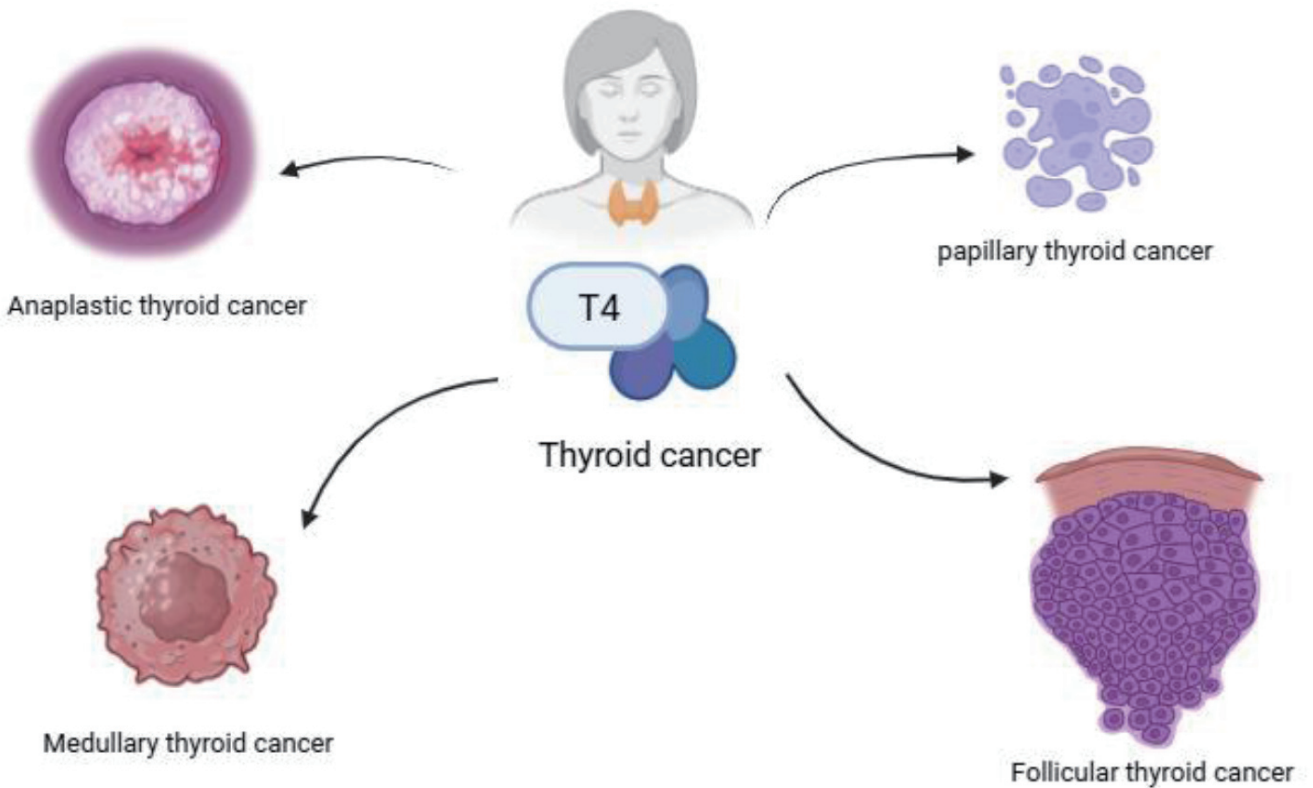


Figure 6: Advances in Radiomics for Thyroid Cancer

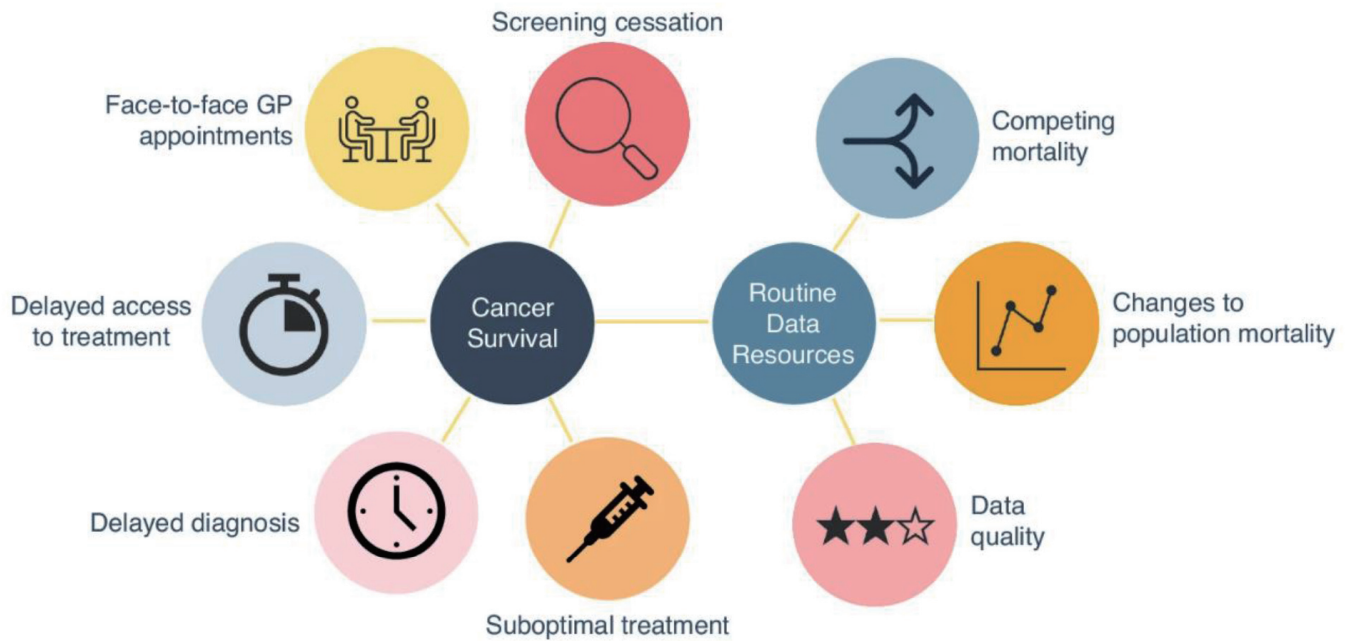


Figure 7: Impact Of COVID -19 on cancer Dignosis

advanced diagnostic technologies, and data-driven clinical decision-making, modern cancer care is becoming increasingly tailored to individual patient profiles. These developments have led to improved diagnostic accuracy, more effective therapeutic strategies, and enhanced preventive measures. Despite persistent challenges—such as therapeutic resistance, limited accessibility, and the complexity of tumor heterogeneity—ongoing multidisciplinary research and technological innovation continue to drive progress. As our understanding of cancer biology deepens, and as translational research bridges laboratory findings with clinical application, the future of cancer management holds the promise of more precise, effective, and equitable outcomes for patients worldwide.

10. Future Perspectives

Looking ahead, the future of cancer research and clinical practice is expected to be increasingly interdisciplinary, data-driven, and patient-centered. Key areas of focus include:

- Integration of Multi-Omics Data
 - Combining genomics, transcriptomics, proteomics, and metabolomics to provide a holistic view of tumor biology and guide individualized therapy.
- Real-Time Monitoring and Adaptive Therapy
 - Use of liquid biopsies and AI algorithms to dynamically assess tumor evolution and adapt

- treatment regimens in real time.
- Expanded Use of AI and Digital Pathology
 - Further adoption of AI-powered diagnostic tools and image analysis to reduce diagnostic errors and improve workflow efficiency.
- Development of Universal Biomarkers
 - Identification of robust, tumor-agnostic biomarkers for predicting treatment response and resistance mechanisms.
- Equitable Access and Global Implementation
 - Efforts to reduce disparities in cancer care by making diagnostic tools and novel therapies more accessible in low- and middle-income countries.
 - Personalized Prevention Strategies
 - Leveraging genomic risk scores, behavioral data, and environmental factors to design individualized cancer prevention plans.
 - Next-Generation Immunotherapies
 - Advancements in neoantigen vaccines, bispecific antibodies, and engineered T-cell therapies to target resistant or immune-evasive tumors.
 - Sustainable and Cost-Effective Innovation
 - Emphasis on cost-effectiveness and value-based care to ensure long-term sustainability of advanced therapies in healthcare systems.

Conflict of interest

The authors declare that there is no conflict of interest.

References

- 1 11 science-based ways to reduce your cancer risk. The Washington Post. World Health Organization. (2024). One million cancers missed worldwide during COVID lockdowns.(1) Ma, X.; Yu, H. *Global Burden of Cancer*. 2006, 79, 85–94.
- 2 Raj, M.; Priya, M.; Singh, H. K.; Swain, S. *Cancer Death Scenario : A Brief Concept on Cancer Related Deaths*. 2024, 10 (4), 246–252.
- 3 Fares, J.; Fares, M. Y.; Khachfe, H. H.; Salhab, H. A.; Fares, Y. *Molecular Principles of Metastasis : A Hallmark of Cancer Revisited*. *Signal Transduct. Target. Ther.* 2020, No. October 2019. <https://doi.org/10.1038/s41392-020-0134-x>.
- 4 Lv, Y.; Luo, X.; Xie, Z.; Qiu, J.; Yang, J. *Prospects and Challenges of CAR-T Cell Therapy Combined with ICIs*. 2024, No. March, 1–12. <https://doi.org/10.3389/fonc.2024.1368732>.
- 5 Tiwari, A.; Mishra, S.; Kuo, T. R. *Current AI Technologies in Cancer Diagnostics and Treatment*. *Mol. Cancer* 2025. <https://doi.org/10.1186/s12943-025-02369-9>.
- 6 No Title. <https://doi.org/https://doi.org/10.1016/j.medntd.2025.100378>.
- 7 Ni, L. *Advances in mRNA-Based Cancer Vaccines*. 2023, No. 30.
- 8 Ferreira, L. P.; Gaspar, V. M.; Mano, J. F. *Design of Spherically Structured 3D In Vitro Tumor Models -Advances and Prospects*. *Acta Biomater.* 2018. <https://doi.org/10.1016/j.actbio.2018.05.034>.
- 9 Grosser, R.; Cherkassky, L.; Chintala, N.; Adusumilli, P. S.; Sloan, M.; Cancer, K.; Service, O.; Sloam, M.; Cancer, K.; Sloan, M.; Cancer, K. *HHS Public Access*. 2020, 36 (5), 471–482. <https://doi.org/10.1016/j.ccell.2019.09.006>. Combination.
- 10 Luo, J.; Zhang, X. *Challenges and Innovations in CAR-T Cell Therapy : A Comprehensive Analysis*. 2024, No. June, 1–16. <https://doi.org/10.3389/fonc.2024.1399544>.
- 11 Sun, M.; Cao, Y.; Okada, R.; Reyes-, J. M.; Stack, H. G.; Qin, H.; Li, N.; Seibert, C.; Kelly, M. C.; Ruppin, E.; Ho, M.; Thiele, C. J.; Nguyen, R. *Preclinical Optimization of a GPC2- Targeting CAR T- Cell Therapy for Neuroblastoma*. 2023, 1–12. <https://doi.org/10.1136/jitc-2022-005881>.
- 12 Zhang, C.; Xu, J.; Tang, R.; Yang, J.; Wang, W.; Yu, X. *Novel Research and Future Prospects of Artificial Intelligence in Cancer Diagnosis and Treatment*. *J. Hematol. Oncol.* 2023, 1–29. <https://doi.org/10.1186/s13045-023-01514-5>.
- 13 Hunter, B.; Hindocha, S.; Lee, R. W. *The Role of Artificial Intelligence in Early Cancer Diagnosis*. 2022.
- 14 Majumder, A.; Sen, D. *Artificial Intelligence in Cancer Diagnostics and Therapy : Current Perspectives*. 2021, 481–492. <https://doi.org/10.4103/ijc.IJC>.
- 15 Wang, B.; Hu, S.; Teng, Y.; Chen, J.; Wang, H.; Xu, Y.; Wang, K.; Xu, J.; Cheng, Y. *Current Advance of Nanotechnology in Diagnosis and Treatment for Malignant Tumors*. *Signal Transduct. Target. Ther.* 2024, No. January. <https://doi.org/10.1038/s41392-024-01889-y>.
- 16 Patra, J. K.; Das, G.; Fraceto, L. F.; Vangelie, E.; Campos, R.; Rodriguez, P.; Susana, L.; Torres, A.; Armando, L.; Torres, D.; Grillo, R. *Nano Based Drug Delivery Systems : Recent Developments and Future Prospects*. *J. Nanobiotechnology* 2018, 1–33. <https://doi.org/10.1186/s12951-018-0392-8>.
- 17 Gul, M.; Bonjoc, K. C.; Gorlin, D.; Wong, C. W.; Salem, A.; La, V.; Filippov, A.; Chaudhry, A.; Imam, M. H.; Chaudhry, A. A. *Diagnostic Utility of Radiomics in Thyroid and Head and Neck Cancers*. 2021, 11 (July), 1–14. <https://doi.org/10.3389/fonc.2021.639326>.
- 18 Lee, J.; Lee, J. *A Machine Learning-Based Radiomics Model for the Differential Diagnosis of Benign and Malignant Thyroid Nodules in F-18 FDG PET / CT : External Validation in the Different Scanner*. 2025, 1–12.
- 19 Yousefi, M.; Maleki, S. F.; Jafarizadeh, A.; Youshanlui, M. A.; Jafari, A. *Advancements in Radiomics and Artificial Intelligence for Thyroid Cancer Diagnosis*. 1923.
- 20 Ju, H.; Yu, C.; Zhang, X.; Liu, W.; Wu, Y.; Gong, P. *Recent Trends in Anti-Cancer Activities of Terrestrial Plants-Based Polysaccharides : A Review*. *Carbohydr. Polym. Technol. Appl.* 2023, 6 (July), 100341. <https://doi.org/10.1016/j.carpta.2023.100341>.
- 21 Buruian, A.; Gheban, B.; Georgiu, C.; Cris, M. *The Tumor Stroma of Squamous Cell Carcinoma : A Complex*. 2024, No. Figure 1.
- 22 Barnard, R. J. *Prevention of Cancer Through Lifestyle Changes*. 2004, 1 (3), 233–239. <https://doi.org/10.1093/ecam/neh036>.
- 23 Choi, J.; Hua, T. N. M. *Lifestyle Impact of Lifestyle Behaviors on Cancer Risk and Prevention*. 2021, 11 (1), 1–7.
- 24 Jabbal, I. S.; Sabbagh, S.; Dominguez, B.; Itani, M.; Mohanna, M.; Samuel, T. *Impact of COVID-19 on Cancer-Related Care in the United States : An Overview*. 2023, 681–687.